

FMC600 Control cables



- PVC outer jacket
- Flame-retardant
- Low cost

FMC600

Dynamic Information

	Min. bending radius	Moving in cable carriers	12.5 x d
		Flexible moving	10 x d
		Fixed installation	7 x d
	Temperature	Moving in cable carriers	+5°C to +70°C
		Flexible moving	-5°C to +70°C
		Fixed installation	-15°C to +70°C
	v max.	Unsupported	3 m/s
	a max.	20 m/s ²	
	Travel distance	Unsupported travel distances up to 10 m	

www.csb-ep.com
sales@csb-ep.com

Cable structure








	Conductor	Conductor consisting of bare copper wires (according to DIN EN 60228)
	Conductor insulation	Mechanically high-quality PVC mixture.
	Conductor construction	Cores wound with an optimised pitch length.
	Color code	Black cores with white numbers, one green-yellow core.
	Outer jacket	Low-adhesion PVC mixture, adapted to suit the requirements in cable carriers. Color: black RAL 9005

Electrical Information

	Nominal voltage	U ₀ /U: 300/500 V (following VDE0298-3)
	Test voltage	2000 V (following EN50395)

Tel: 0086 573 84187009

Properties and approvals

	Flame resistance	According to IEC 60332-1-2、VW-1、FT1
	REACH	Accordding to the regulation (EC) No. 1907/2006 (REACH)
	EAC	Certificate No. KG 417/043.CN.02.00249
	Lead-free	Following 2015/863/EU (RoHS-II Tested by SGS)
	Cleanroom	Following ISO 14644-1
	CE	Following 2014/35/EU
	UL	Following UL2570, 600V, 80°C

Guaranteed service life

Double strokes	1 million times	3 million times	5 million times
Temperature, from/to [°C]	R min. [factor x d]	R min. [factor x d]	R min. [factor x d]
+5/+15	15	16	17
+15/+60	12.5	13.5	14.5
+60/+70	15	16	17

FMC600 Control cables

Part No.	Number of cores and conductor nominal cross-section [mm]	Outer diameter [mm]	Copper index [kg/km]	Weight [kg/km]
FMC600.05.02	2×0.5	5.0	11.0	32.0
FMC600.05.03	3G0.5	5.5	16.0	37.0
FMC600.05.04	4G0.5	6.0	21.0	46.0
FMC600.05.05	5G0.5	6.5	26.0	55.0
FMC600.05.07	7G0.5	7.5	37.0	73.0
FMC600.05.12	12G0.5	8.5	63.0	108.0
FMC600.05.18	18G0.5	10.0	94.0	158.0
FMC600.05.25	25G0.5	12.0	128.0	227.0
FMC600.07.02	2×0.75	5.5	16.0	40.0
FMC600.07.03	3G0.75	6.0	24.0	49.0
FMC600.07.04	4G0.75	6.5	32.0	61.0
FMC600.07.05	5G0.75	7.0	40.0	73.0
FMC600.07.07	7G0.75	8.0	56.0	99.0
FMC600.07.12	12G0.75	10.0	94.0	152.0
FMC600.07.18	18G0.75	11.5	140.0	167.0
FMC600.07.25	25G0.75	13.5	194.0	284.0
FMC600.10.02	2×1.0	6.0	21.0	48.0
FMC600.10.03	3G1.0	6.5	32.0	58.0
FMC600.10.04	4G1.0	7.0	42.0	62.0
FMC600.10.05	5G1.0	7.5	52.0	86.0
FMC600.10.07	7G1.0	8.5	73.0	116.0
FMC600.10.12	12G1.0	10.5	124.0	182.0
FMC600.10.18	18G1.0	12.5	186.0	278.0
FMC600.10.25	25G1.0	15.0	258.0	393.0
FMC600.15.02	2×1.5	6.5	32.0	64.0
FMC600.15.03	3G1.5	7.0	47.0	82.0
FMC600.15.04	4G1.5	7.5	63.0	104.0
FMC600.15.05	5G1.5	8.5	78.0	120.0
FMC600.15.07	7G1.5	10.0	109.0	167.0
FMC600.15.12	12G1.5	12.0	186.0	260.0
FMC600.15.18	18G1.5	14.5	279.0	370.0
FMC600.15.25	25G1.5	17.5	387.0	514.0
FMC600.25.03	3G2.5	8.5	121.0	136.0
FMC600.25.04	4G2.5	9.0	103.0	150.0
FMC600.25.05	5G2.5	10.0	129.0	184.0
FMC600.25.07	7G2.5	12.0	181.0	252.0
FMC600.25.12	12G2.5	15.0	327.0	414.0

Note: The outer diameters are reference values.

G: With green-yellow earth core

x: Without earth core